

ROOM OCCUPANCY CONTROL SYSTEM



The Power of ExpoTools Is In Your Hands

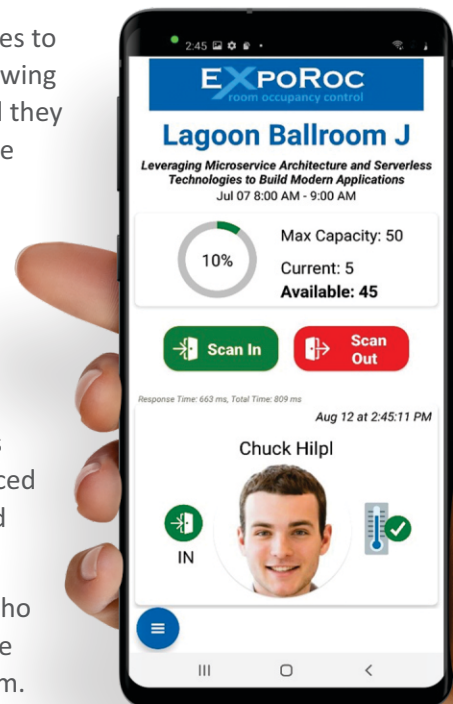
ExpoTools Room Occupancy Control delivers total control at your event. Manage room occupancy, control access to paid events, track session credits, validate photo IDs, and track temperature check data, all from the **ExpoTools Room Occupancy Control Application**.

Mitigate risk factors by scanning traditional badge barcodes at entrances to sessions and events. Minimize queues at the entrance by instantly knowing several factors about the attendee with a quick go/no-go message: Did they sign up for the session? Did they get a temperature check? Are they the actual badge holder (photo ID on app)?

Devices at several entrances are synced to a central cloud-based database in real-time, for accurate room level display of capacity. At-Room Display Monitors can also be set up as a visual indicator of current room capacity to keep queues from forming for rooms at Max capacity.

Traditional session tracking and CPE accreditation data are collected as well. The data can be sent to third party APIs or can be directly interfaced for reports to all ExpoTools products such as ExpoLight, ExpoTools Lead Retrieval, BadgeMaster, and ExpoTools RFID solutions.

Contact tracing reports are also available to target at-risk individuals who may have been in contact with an infected individual. These reports are based on CDC guidelines for proximity and time spent in the same room.



Available on Google Play Store
Scan QR Code to download now:



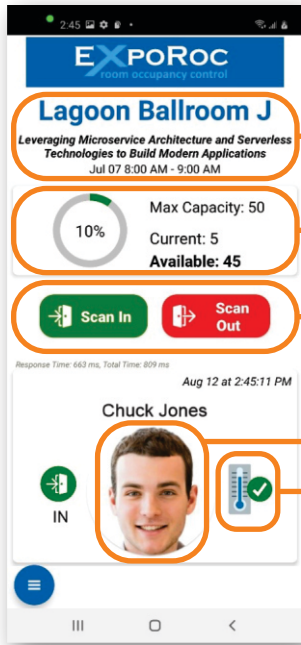
*Coming soon for iOS

ROOM OCCUPANCY CONTROL SYSTEM

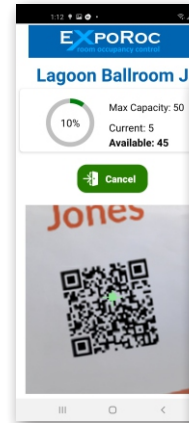


ExpoTools Room Occupancy Control App

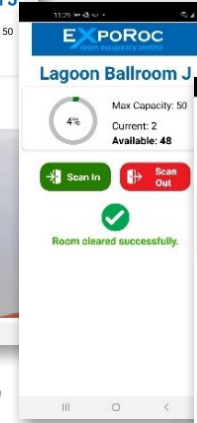
Density & Occupancy Management to address new requirements for re-opening events.



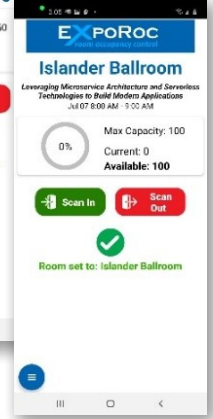
- ◆ Quick scanning with our device or your own
- ◆ Use for session rooms, exhibit halls, keynotes, & receptions
- ◆ Provides room monitors with occupancy levels at the door
- ◆ Can be set to scan in/out, in only, or out only for designated entrances and exits
- ◆ Handles multiple doorways and entrances
- ◆ Optional photo ID confirmation of attendee
- ◆ Optional daily temperature screening and thermal management for confrontation-free enforcement
- ◆ Optional access control features for ticketing and reservations
- ◆ Integration with Expolight Conference App



Quickly scan attendees in & out of sessions



Clear rooms for next session after disinfecting



Switch Rooms & Sessions

ExpoTools Room Occupancy Control Dashboard

A dashboard is provided for the organizer to quickly see the current occupancy levels of all rooms, or they can drill down to just one room as needed. The at-room-display intended for use at the entrance can be branded with event or sponsor information, and this can be per room or even per session, as required.



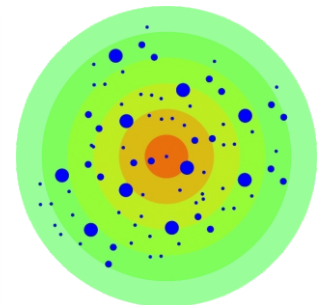
At-Room Display (entrance)

Room	Current Attendance	Sessions
Austin 2	20 / 50 (40.0%)	In Progress: Justin teaches the Egg Upcoming: none
Austin 5	Empty Room	In Progress: none Upcoming: Techies in-Busches
Coast City	65 / 60 (107.7%)	In Progress: The Expo 1000 Upcoming: Bartholomew And The Ooblock
Dallas 6	41 / 182 (22.5%)	In Progress: The 500 List of Bartholomew Cubbins Upcoming: 005 - Post 1
Exhibit Hall	1265 / 2000 (63.2%)	In Progress: none Upcoming: Covid test - All day
Fort Worth 6	92 / 104 (88.7%)	In Progress: "Hacked: The Big Internet-losion Upcoming: The Cat in the Hat Long Book
Grapevine 1	28 / 70 (40.0%)	In Progress: I Run the Zoo Upcoming: Can You 30 Signs Today? And Other Stories
Grapevine 3	27 / 60 (45.0%)	In Progress: Scrambled Eggs Again Upcoming: Can You 30 Signs Today?
Grapevine A	214 / 228 (93.8%)	In Progress: Justin Leans A Who Upcoming: none/none
Grapevine B	27 / 292 (9.2%)	In Progress: On Board! Dabno Upcoming: The Code
Grapevine C	95 / 100 (95.0%)	In Progress: I Run The Zoo Upcoming: Can You 30 Signs Today? And Other Stories
Grapevine D	24 / 400 (5.9%)	In Progress: The Cat in the Hat Comes Back Upcoming: none
San Antonio 2	47 / 60 (78.3%)	In Progress: none Upcoming: none
Tate Auditorium	1437 / 2000 (71.8%)	In Progress: none Upcoming: none

Room Occupancy Dashboard (all rooms)

Contact tracing reports are available to help track down people that attended sessions alongside a person later found to be infected. These provide information as to who was most likely to have had the highest level of interaction with the infected person, allowing a more focused and targeted response to the situation.

Name	Company	Score
2007	IBM	95
2008	Microsoft	95
2009	IBM	95
2010	IBM	95
2011	IBM	95
2012	IBM	95
2013	IBM	95
2014	IBM	95
2015	IBM	95
2016	IBM	95
2017	IBM	95
2018	IBM	95
2019	IBM	95
2020	IBM	95
2021	IBM	95
2022	IBM	95
2023	IBM	95
2024	IBM	95
2025	IBM	95
2026	IBM	95
2027	IBM	95
2028	IBM	95
2029	IBM	95
2030	IBM	95



Contact Tracing Visualization (infected person in center)

Contact Tracing, most probable contacts, prioritized